

401 Series

DOMESTIC (USA & CANADA)

COOLER AND FREEZER

2017
DOE
COMPLIANT



Uncommon Value
at the Best Cost

Open the door to value and quality with Anthony's 401 Series doors. Designed as an entry-level door for applications requiring strong and robust doors while still providing the value, wide range of sizes and multiple options that customers have grown accustomed to with Anthony.

 **Anthony**[®]

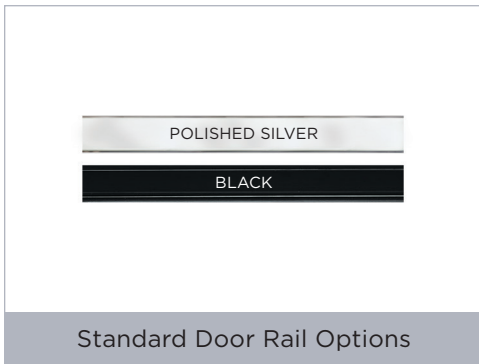
401 Series doors are the smart, economical choice for entry-level doors. You get high-quality design, construction, features and options normally found only in much more expensive door models. The 401 will bring you years of reliability and cost-effective performance.

Temperature:

- **Normal Temp -**
2-Pane Glass Pack w/Argon Gas
75°F, 55% RH Ambient/ 35°F Walk-In
Energy Consumption¹: 3.3 kWh/Day
- **Low Temp-**
3-Pane Glass Pack w/Argon Gas
75°F, 55% RH Ambient/ -10°F Walk-In
Energy Consumption¹: 9.26 kWh/Day

Applications:

- Walk-in
- Reach-in Case
- Pass-thru Option



Standard Features:


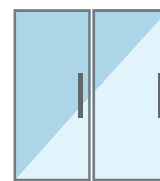
- 2-Pane, for Normal Temp; 3-Pane for Low Temp, non-heated, Low E glass with argon gas.
- Door Air Shield Technology for advanced Anti-condensate Sweat Protection.
- Heated Frame Rail
- 401 Series come in widths of 24", 26", 28", and 30" bi-swing configuration available for walk-in coolers or reach-ins with center mullion.
- Optimax 7 Low Power LED Innovative Anthony lighting increases the visual impact of product while reducing energy consumption.[†]
- Magnetic Aircell PVC Gasket for Tight Seal .
- Five 24" deep white or black epoxy-coated shelves per door with matching price tag molding, galvanized steel posts, and shelf brackets. 79" or taller doors include six shelves per door.
- Reversible Door Swing.
- Door stop feature limits door opening to 87° to minimize impact with adjacent doors and shoppers.
- Automatic hold-open provides shoppers with easy access to merchandise and allows for easy stocking.
- Matching Pass-Thru door in widths 30", 33", 36" and 38"

Optional Features & Upgrades:

- Pass-Thru Door
- Optimax 7 Standard Power LED
- Full Length Handle
- Ultra Lock 160
- Electronic Auto Lock
- Extra Shelves
- 27" or 36" Deep Shelving
- Black/White Epoxy-Coated Shelf Posts
- Gravity Flow Shelving
- Gravity Flow Merchandising
- Roll-A-Way Cart

¹ Energy consumption values based on a catalog size 30" x 75", 4 door line up.

Domestic Walk-In Cooler/Freezer display door lighting systems require the field installation of timers, control system or other demand-based control.



three ways
to order
today

go to: www.anthonyintl.com
email: sales@anthonyintl.com
call: 800-772-0900