

# 401 Series

INTERNATIONAL

COOLER AND FREEZER



Uncommon Value  
at the Best Cost

Open the door to value and quality with Anthony's 401 Series doors. Designed as an entry-level door for applications requiring strong and robust doors while still providing the value, wide range of sizes and multiple options that customers have grown accustomed to with Anthony.

 Anthony®




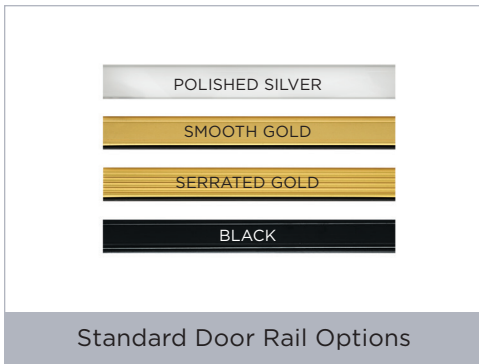
401 Series doors are the smart, economical choice for entry-level doors. You get high-quality design, construction, features and options normally found only in much more expensive door models. The 401 will bring you years of reliability and cost-effective performance.

### Temperature:

- **Normal Temp -**  
2-Pane non-heated Low-E Glass Pack  
w/Argon Gas 75°F, 55% RH Ambient/  
35°F Walk-In
- **Low Temp-**  
3-Pane non-heated Low-E Glass Pack  
w/Argon Gas 75°F, 55% RH Ambient/  
-10°F Walk-In

### Applications:

- Walk-in
- Reach-in Case
- Pass-thru Option

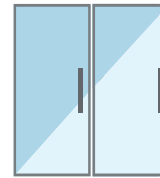


### Standard Features:

- Heated Frame Rail
- 401 Series come in widths of 24", 26", 28", and 30" bi-swing configuration available for walk-in coolers or reach-ins with center mullion.
- Optimax 7 Low Power LED Innovative Anthony lighting increases the visual impact of product while reducing energy consumption.
- Magnetic Aircell PVC Gasket for Tight Seal.
- Five 24" deep white or black epoxy-coated shelves per door with matching price tag molding, galvanized steel posts, and shelf brackets. 79" or taller doors include six shelves per door.
- Reversible Door Swing.
- Door stop feature limits door opening to 87° to minimize impact with adjacent doors and shoppers.
- Automatic hold-open provides shoppers with easy access to merchandise and allows for easy stocking.
- Matching Pass-Thru door in widths 30", 33", 36" and 38"

### Optional Features & Upgrades:


- Pass-Thru Door
- Optimax 7 Standard Power LED
- Satin Silver Anodized Finish
- Full Length Handle (FLH not available in gold finish)
- Cylinder Lock
- Electronic Auto Lock
- Extra Shelves
- 27" or 36" Deep Shelving
- Black/White Epoxy-Coated Shelf Posts
- Gravity Flow Shelving
- Gravity Flow Merchandising
- Roll-A-Way Cart
- Anti-Fog
- Anthony Energy Controller
- Heated Door Rail
- Hotter Heat Frame Rail



Metal Edge Standard Swing



NT 2-Pane Glass Pack



LT 3-Pane Glass Pack



three ways  
to order  
today

go to: [www.anthonyintl.com](http://www.anthonyintl.com)  
email: [sales@anthonyintl.com](mailto:sales@anthonyintl.com)  
call: 800-772-0900