

COOLER



Beautiful Merchandising Built to Last

The Anthony Infinity® MAX is designed to provide maximum product visibility and accessibility for an elegant shopping experience. Featuring no mullions and no vertical door rails, the Infinity® MAX epitomizes long-lasting, and beautiful walk-in cooler doors.

More Glass. More Convenience.

Offering the ultimate all-glass look design in the Infinity® line, the Infinity® MAX comes standard with features that maximize end-to-end walk-in cooler visibility, simplify merchandise access and elevate customer convenience.

Temperature:

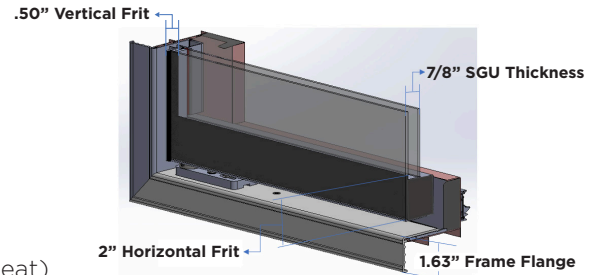
- **Normal Temp -**
2-Pane Low E Glass Pack w/Argon Gas
75°F, 65% RH Ambient/ 35°F Walk-In
Energy Consumption†: 4.01 kWh/Day

Applications:

- Walk-in

Standard Features:

- Vista Arch Handle
- French Door Swing
- Energy Controller
- Heated Frame Only (No Door Heat)
- LifePlus Gasket® with 3 Yr. Warranty
- Optimax 7 LED Lighting
- Thin 0.5" Infinity Edge Painted Border Provides All-Glass Look
- Hydraulic Door Close with Speed Control
- Fully Aluminum Door Header & Sill providing increased durability and reduced downtime.
- Door Stop Limits Door Opening to 87° Minimizing Impact with Adjacent Doors and Shoppers
- Automatic Hold-Open Simplifies Stocking and Provides Shoppers with Easy Merchandise Access
- No Mullion or Vertical Door Rails Providing End-to-End Walk-In Cooler Merchandise Visibility
- Five 27" Deep, Double-Wide White or Black Epoxy-Coated Shelves Per Door with Matching Price Tag Molding, Uprights and Shelf Brackets. 79" Doors include seven shelves.



Optional Features:

- Anti-Fog
- Extra Shelves
- Roll-Away Cart
- Gravity Flow Shelving
- Clearvoyant Undershef LED
- Frame Mounted Cylinder Lock (2 Per Door) 160 lb Max Pull Force

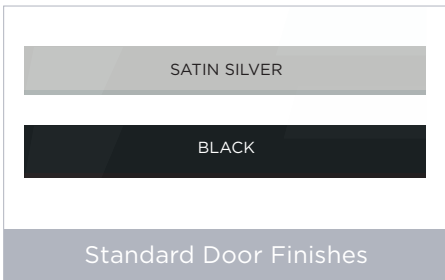
† Energy consumption based on a catalog size 30" x 75", 4 door line up.

Domestic Walk-In Cooler/Freezer display door lighting systems require the field installation of timers, control system or other demand-based control.

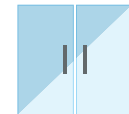
Catalog Door Sizes				
24x67	24x75	30x67	30x75	30x79



Standard Handle Options



Standard Door Finishes



INFINITY EDGE BI-SWING



TWO-PANE CLARITY



three ways to order today

go to: www.anthonyintl.com
email: sales@anthonyintl.com
call: 800-772-0900